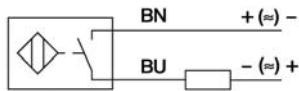
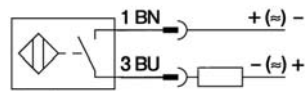


Proximity sensors

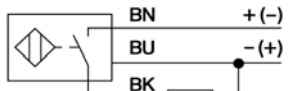
Wiring diagram



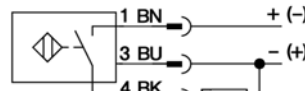
Reed
ZS-5600



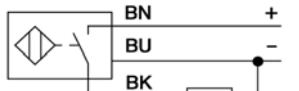
Reed
ZS-5601



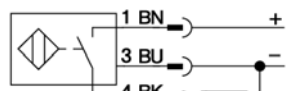
Reed
ZS-5700, ZS-5700-10



Reed
ZS-5701

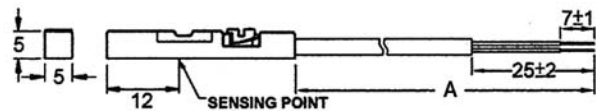


PNP
ZS-6700, ZS-7300



PNP
ZS-6701, ZS-7302 (dimensions for ZS-7302, page 9.221)

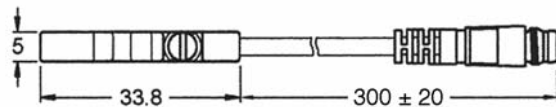
Dimensions



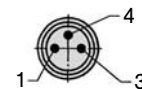
ZS-5600, ZS-6700, ZS-7300; A = 3.000 ± 20

ZS-5700; A = 5.000 ± 20

ZS-5700-10; A = 10.000 ± 20



ZS-5601, ZS-5701, ZS-6701



Function principles

Magnetic field sensors are actuated by magnetic fields and are especially suited for piston position detection in pneumatic cylinders. Based on the fact that magnetic fields can permeate non-magnetizable metals, it is possible to detect a permanent magnet attached to the piston through the aluminum wall of the cylinder.

Mounting tip

The sensor is firmly fixed in the groove by clockwise rotation of the screw.

Proximity sensors Reed contact



Order number	ZS-5600	ZS-5601	ZS-5700	ZS-5700-10	ZS-5701
Design	2-pole Reed sensor (non-polarized) normally open		3-pole Reed sensor* normally open		
Cable	∅ 2.8, PUR				
Cable cross section	n/a				
Cable length	3 m	0.3 m	5 m	10 m	0.3 m
Cable plug	-	M8	-	-	M8
Overtravel speed	n/a				
Max. absolute hysteresis	n/a				
Temperature drift	n/a				
min. absolute repeat accuracy	n/a				
Operating temperature	- 10 °C ... + 70 °C				
Degree of protection	IP 68				
Housing material	Plastic				
Switching status indication	LED red		LED yellow		
Rated operational voltage	5 ... 240 V AC/DC	5 ... 60 V AC/DC	5 ... 30 V DC		
Rated operational current I_E	3 ... 100 mA		≤ 500 mA		
DC	3 ... 100 mA		≤ 500 mA		
AC	3 ... 100 mA		≤ 500 mA		
Breaking capacity	≤ 10 W				
No-load current	n/a		≤ 10 mA		
Max. OFF-state current	0 mA				
Max. switching frequency	≤ 0.2 kHz				
Rated insulation voltage	n/a				
Short-circuit protection	no				
Max. voltage drop at I_E	≤ 2.5 V		≤ 0.1 V		
Wire breakage	no				
Reverse polarity protection	yes				
Vibration resistance	9 g (1.5 mm, 10 – 55 Hz – 10 Hz)				
Shock resistance	30 g (11 ms)				
Explosion proof	-				

* Useable as 2-wire contact, voltage 0 ... 30 V AC / 0 ... 30 V DC, LED has no function.

Proximity sensors

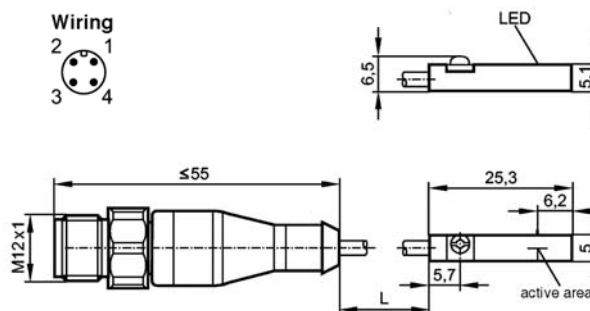
Mounting bracket for round cylinder Ø 8 – 63 mm



Material: metal,
plastic PA GI/6T

Order number	Piston Ø
NT-250	8 to 25 mm
NT-500	32 to 63 mm

Dimensions for ZS-7302



Proximity sensors electronic

Order number	ZS-6700	ZS-6701	ZS-7300	ZS-7302
Design	electronic, magnet-induktive sensor, normally open PNP output			
Cable	Ø 2,8, PUR		n/a	
Cable cross section	n/a		3 x 0,14 mm ²	
Cable lengths	3 m	0,3 m	6 m	0,3 m
Cable plug	-	M8	-	M12
Overtravel speed	n/a		≤ 10 m/s	
Max. absolute hysteresis	n/a		n/a	
Temperatur drift	n/a		≤ 0,1 mm	
Min. absolute repeat accuracy	n/a		≤ 0,2 mm	
Operating temperature	- 10 °C ... + 70 °C		- 25 °C ... + 60 °C	
Degree of protection	IP 68		IP65/IP67	IP 67
Housing material	Plastic		Body: PA; Mounting band: stainless steel	
Switching status indication	LED green		LED yellow	
Rated operational voltage	5 ... 30 V DC		10 ... 30 V DC	
Rated operational current I_E	≤ 200 mA		≤ 100 mA	
DC	-		-	
AC	-		-	
Breaking capacity	6 W		n/a	
No-load current	≤ 10 mA		≤ 10 mA	
Max. OFF-state current	n/a		n/a	
Max. switching frequency	≤ 1 kHz		> 6.000 Hz	> 10.000 Hz
Rated insulation voltage	n/a		n/a	
Short-circuit protection	yes		yes	
Max. voltage drop at I_E	≤ 1,0 V		≤ 2,5 V	
Wire breakage	yes		n/a	
Reverse polarity protection	yes		yes	
Vibration resistance	9 g (1.5 mm, 10 – 55 Hz – 10 Hz)		n/a	
Shock resistance	50 g (11 ms)		n/a	
Explosion proof	-		EX II 3G Ex nA T4 X EX II 3D Ex tD A22 IP67 T125°C X	EX II 3D Ex tc IIIC T125°C Dc X